

MSPE SURVEY OF MODOT EMPLOYEES



11/5/2010

Survey Results

The following pages contain the results from a survey conducted by the Missouri Society of Professional Engineers (MSPE) of 697 MoDOT employees that completed or are pursuing four-year degrees in Engineering. The number of staff that responded totaled 227, which more than accounts for a representative sample of respondents with a confidence level of 90% and $\pm 5\%$ margin of error. The project collected information to determine the membership of MoDOT staff in MSPE and gauge preferences regarding membership benefits. Essentially, many respondents were unfamiliar with the benefits that MSPE offers and the majority of respondents were not current members. Respondents did offer suggestions for improvement of benefits and services in 22 open ended responses near the conclusion of the survey.

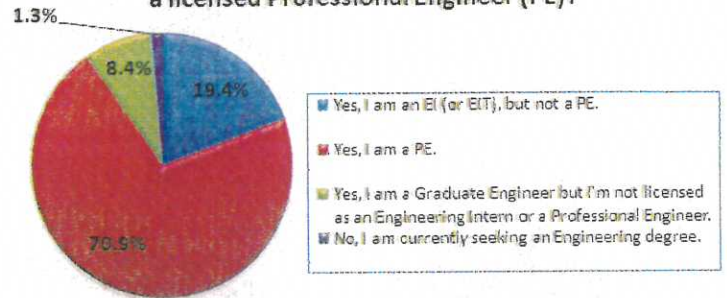
MSPE Survey of MoDOT Employees

SUMMARY REPORT

SURVEY RESULTS

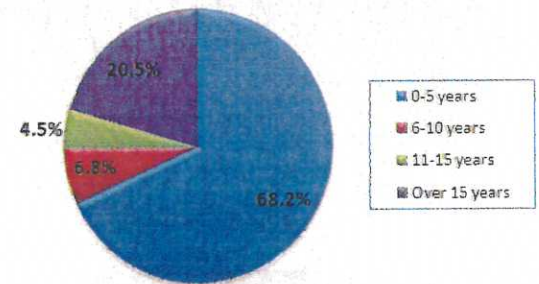
The MSPE surveyed all MoDOT employees with a four-year Engineering degree as well as those seeking engineering degrees through the tuition reimbursement program. When asked if they were a Graduate Engineer, Engineering Intern (EI) or licensed Professional Engineer (PE), the largest number of respondents (70.9 percent) were licensed PEs, the next largest group of respondents (19.4 percent) were EIs.

Are you a Graduate Engineer, Engineering Intern (EI) or a licensed Professional Engineer (PE)?



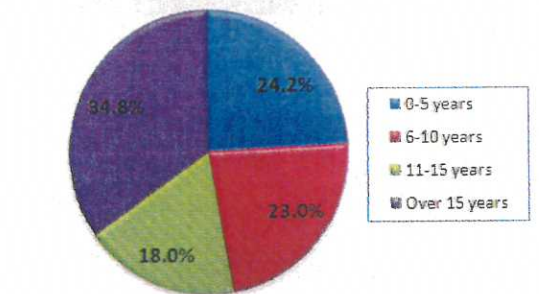
Employees that selected EI (or EIT) in the first question were asked how long since they became an EI (or EIT) and 68.2 percent marked 0-5 years, 6.8 percent marked 6-10 years, 4.5 percent marked 11-15 years and 20.5 percent marked over 15 years.

How long since you became an EI (or EIT)?



Employees that stated they were a PE in the first question were asked how long since they became licensed and 24.2 percent marked 0-5 years, 23 percent marked 6-10 years, 18 percent marked 11-15 years and 34.8 percent marked over 15 years.

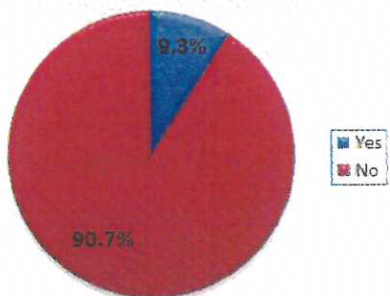
How long since you became licensed?



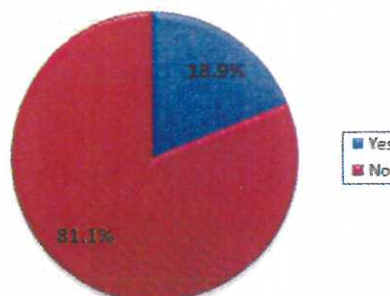
All respondents were asked if they currently belonged to MSPE. A majority (90.7 percent) indicated they were not, while 9.3 percent indicated they were. Of those that indicated they were not members, more than two-thirds (81.1 percent) marked "no" when asked a follow-up question of whether they were MSPE members in the past, while 18.9 percent marked "yes."

All respondents were asked whether they were familiar with the benefits and services that MSPE offers, which resulted in 74.9 percent indicating that they were not and 25.1 percent indicating they were.

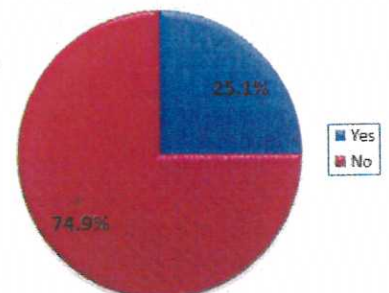
Do you currently belong to the Missouri Society of Professional Engineers (MSPE)?



Have you been a member of MSPE in the past?



Are you familiar with the benefits and services that MSPE offers?

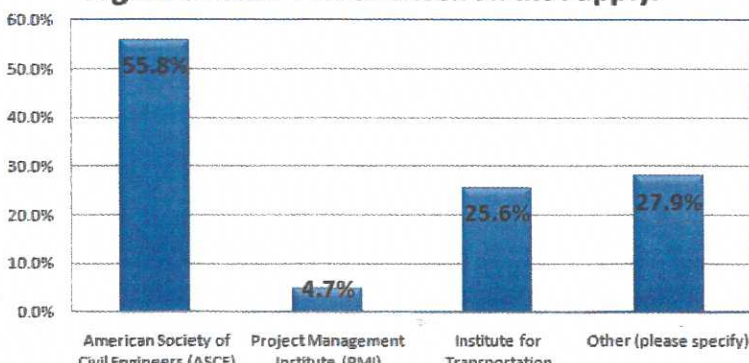


Employees that indicated they were familiar with the benefits and services MSPE offers were asked to prioritize the top five membership benefits as personally most important. See chart below for the results. The membership benefits receiving the most attention are 1) Networking Opportunities, 2) Advocating for Engineering profession, 3) Continuing Competency (PDH) Programs, 4) Chapter Meetings and 5) The Missouri Engineer publication.

Please select the top five membership benefits listed below, with Priority 1 indicating the most important to you.

Answer Options	Priority 1	Priority 2	Priority 3	Priority 4	Priority 5	Rating Average	Response Count
Networking Opportunities	20	8	6	6	3	2.16	43
Chapter Meetings	2	13	3	3	2	2.57	23
Leadership Workshop	0	0	6	6	5	3.94	17
Annual Convention	0	1	2	3	2	3.75	8
Continuing Competency (PDH) Programs	7	8	3	5	7	2.90	30
Legislative Consultant Services	0	1	4	3	3	3.73	11
Engineers Day at the Capitol	0	1	1	0	1	3.33	3
PE Refresher Courses (chapter level & joint society)	1	2	2	0	7	3.83	12
Awards/Recognition	0	1	1	0	1	3.33	3
MATHCOUNTS	0	1	4	5	3	3.77	13
Scholarships	2	2	2	8	3	3.47	17
The Missouri Engineer, MSPE's official publication	3	3	4	5	5	3.30	20
Chapter Newsletters (online/email/in print)	0	2	2	2	4	3.80	10
Blast Email alerts	1	0	0	0	1	3.00	2
Advocating for Engineering profession	15	8	11	4	2	2.25	40
	<i>answered question</i>						53
	<i>skipped question</i>						174

All respondents were asked if they belonged to other professional organizations. Over half of the respondents (55.8 percent) indicated the ASCE as an organization they belonged to. Nearly five percent indicated they were members of PMI. A quarter of respondents indicated they were members of ITE (25.6 percent) and the remaining quarter (27.9 percent) indicated other organizations (see list next to chart below.)



Other Organizations noted:

- Society of Women Engineers
- Transportation Engineering Association of Metropolitan St. Louis
- ACSM
- Former member of ASCE
- Assoc. of Missouri Geologists (AMG)
- NACE, SSPC, AWS
- KES, NCEE
- APWA
- Central Missouri Institute for Transportation Engineers (CMITE)
- none
- Women's Transportation Seminar & TEAM

Following are the responses from those that chose to answer the final question of the survey:

How may MSPE better serve you and/or the profession of Engineering?

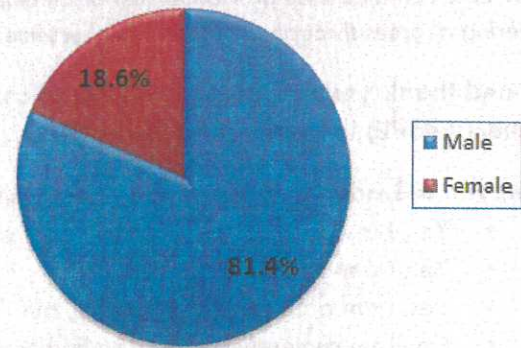
Response Text	Response Count 22
1 Offer FE and PE Exam practice exams.	
2 I don't know anything about MSPE, really.	
3 Be local. Be relevant. Help me recruit new engineering staff	
4 Get more information out to new graduates	
5 Higher percentage of dues should remain in the local chapter. Also the dues are too high for the local benefits I receive and I do not support the professional lobbying that occurs on a national level.	
6 Training guides and seminars for the FE and PE exams.	
7 More networking opportunities statewide, not just at the chapter level.	
8 Don't know what to improve since I don't know what you offer now.	
9 After completing school and going to work for MoDOT, the state in some districts force their engineers in the field snow plow. I know that is a service for the community and I would not mind doing it if I was use to driving a vehicle that size. However I am not, and I believe that this is putting my life and the public's in danger. That why I would like this organization to advocate against engineers doing maintenance/laborer that we do not have the proper experience for.	
10 It's just not always easy to make meetings and some of the topics aren't relevant to what I do. If I'm not attending meetings, it's hard to justify paying the membership costs.	
11 I would be interested in learning about what MSPE does and the benefits of membership.	
12 Advocate against non-licensed people from all disciplines practicing engineering and making sure that all engineers sealing drawings are actually in responsible charge of the work.	
13 Maybe if MoDOT permits, you can e-mail us information from time to time.	
14 Providing engineering and other related information to those you serve	
15 Improve the website. Lower the price of membership.	
16 Have meetings during the day in a nearby city, so I can attend regularly.	
17 Effectively communicate benefits and lobbying efforts directly to the membership.	
18 Not user of benefits.	
19 n/a	
20 I'm not really sure.	
21 I don't know if they have chapter meetings in Northeast Missouri or not.	
22 I would like to receive more information about the rules to take the PE test (such as when I will be eligible to register for the test, etc.).	

METHODOLOGY

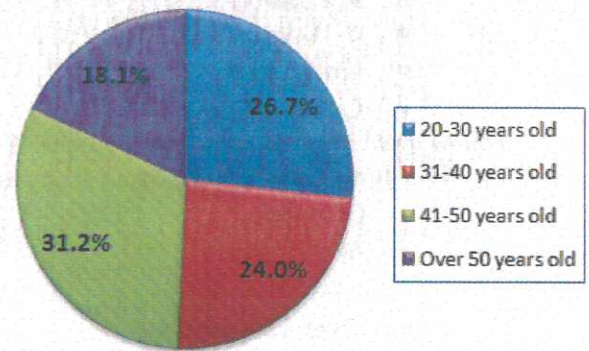
MoDOT provided an e-mail distribution list of all employees with a four-year Engineering degree as well as those seeking engineering degrees through the tuition reimbursement program to conduct this survey. This methodology was selected to ensure only eligible staff would be surveyed. A total of 697 employees listed on that distribution list were sent an e-mail on behalf of Bruce Wylie, Executive Director of MSPE on October 19, 2010. A sample size of 227 respondents replied, more than enough to satisfy a sample of 196 required to ensure a confidence level of 90% and $\pm 5\%$ margin of error. The electronic survey tool was closed on November 4, 2010 to compile the results.

The charts on the right display the demographic information of the 227 respondents. Appendix A depicts the questions on the survey that was e-mailed to staff.

Are you male or female?



Which age group do you belong in?



APPENDIX A – SURVEY QUESTIONS

MoDOT obtained an e-mail distribution list of all employees with a four-year Engineering degree as well as those seeking engineering degrees through the tuition reimbursement program to conduct this survey.

Hello and thank you for taking the time to complete this survey to assist Missouri Society of Professional Engineers (MSPE) to better serve your needs. All responses are anonymous.

Are you a Graduate Engineer, Engineering Intern (EI) or a licensed Professional Engineer (PE)?

- Yes, I am an EI (or EIT), but I am not a PE.
- Yes, I am a PE
- Yes, I am a Graduate Engineer, but I'm not licensed as an Engineering Intern or a Professional Engineer.
- No, I am currently seeking an Engineering degree.

Follow up to those that indicated Yes to EI (or EIT) for the question above—

How long since you became an EI (or EIT)?

- 0-5 years
- 6-10 years
- 11-15 years
- Over 15 years

Follow up to those that indicated Yes to PE for the question above—

How long since you became licensed?

- 0-5 years
- 6-10 years
- 11-15 years
- Over 15 years

Do you currently belong to the Missouri Society of Professional Engineers (MSPE)? Yes / No

Follow up to those that indicated No to the membership question above—

Have you been a member of MSPE in the past? Yes / No

Are you familiar with the benefits and services that MSPE offers members? Yes / No

Follow up to those that indicated Yes to the benefits and services question above—

Please select the top five membership benefits listed below, with Priority 1 indicating the most important to you: (taken from MSPE website)

	Priority 1	Priority 2	Priority 3	Priority 4	Priority 5
Networking Opportunities					
Chapter Meetings					
Leadership Workshop					
Annual Convention					
Continuing Competency (PDH) Programs					
Legislative Consultant Services					
Engineers Day at the Capitol					
PE Refresher Courses (<i>chapter level & joint society</i>)					
Awards/Recognition					
MATHCOUNTS					
Scholarships					

The Missouri Engineer, MSPE's official publication					
Chapter Newsletters (online/email/in print)					
Blast Email alerts					
Advocating for Engineering profession					

Do you belong to any other professional organizations? Check all that apply.

- American Society of Civil Engineers (ASCE)
- Project Management Institute (PMI)
- Institute for Transportation Engineers (ITE)
- Other (please specify) _____

How may MSPE better serve you and/or the profession of Engineering?

(open ended) _____

Please complete the following demographic information:

Are you male or female? Male / Female

Which age group do you belong in?

- 20-30 years old
- 31-40 years old
- 41-50 years old
- Over 50 years old